






Next Generation Immune Monitoring: Epiontis ID

Rapid and consistent results, flexibility in sample type, and minimal sample processing to support global clinical studies

Epiontis ID is an immune monitoring service supporting the development of today's most innovative therapeutics, allowing researchers to profile and uncover specific changes to the immune system by measuring cell type-specific epigenetic markers in DNA.

 <p>Precise and Reproducible Results</p> <p>Operator-independent technology for consistent results within and across studies</p>	 <p>Increased Study Flexibility</p> <p>Analyze fresh or frozen whole blood, dried blood spots, and even tissue</p>	 <p>Simplified Logistics</p> <p>No need for complex sample preparation or rushed shipments</p>	 <p>Rapid Data Delivery</p> <p>With over 30 prevalidated cell types, data can be delivered within days of project initiation</p>	 <p>Proven Clinical Utility</p> <p>Over 68,000 samples analyzed across more than 100 clinical trials; 17 study sponsor posters and publications</p>
---	---	---	---	--

Over 30 pre-validated cell types available including:

- Overall CD3 T cells
- 8 additional T cell subtypes including Treg, Tfh, Th17
- B cell, memory B cells
- All granulocyte subtypes
- Monocytes, myeloid MDSC
- Plasmacytoid dendritic cells
- Exhaustion markers: PD1+ and LAG3+ cells
- Activation markers: CXCR3+, CCR6+, CCR7+, GNLY+
- Migration markers: ITGA4+, S1PR1+, S1PR5+, CRTH2+
- Other cell types, including fibrocytes

Minimal sample processing and volume

Run 4 assays from:

- 75 µL of whole blood
- 1 mg tissue
- 0.5 million PBMC
- 1 FFPE slice

Established Use With Industry-Leading Partners

Epiontis ID has been used in phase 1 to phase 3 studies by some of the most prominent biopharmaceutical companies around the world. It is an ideal tool for supporting the development of autoimmune and immuno-oncology therapeutics, as demonstrated by the number of studies run using Epiontis ID:

Autoimmune Indication	No. of Studies	Study Phase	Sample Types
Asthma	2	Phase 2b	Blood
Atopic dermatitis	5	Research, phase 1b, 2a, 2b	Blood, tissue
Behcet's syndrome	1	Phase 4	Blood
Celiac disease	1	Preclinical	Blood
Chronic rhinosinusitis	1	Phase 2a	Blood
Chronic spontaneous urticaria	1	Research	Blood, tissue
Crohn's disease	4	Phase 3	Blood
Crohn's, MS, ulcerative colitis	2	Phase 1	Blood
Diabetes	2	Research, phase 2	Blood, cells
GvHD	5	Phase 3	Blood, tissue, PBMC, cells
IBD	1	Preclinical	Tissue
Lupus	3	Phase 1, 2	Blood
Multiple sclerosis	2	Phase 1, 2	Blood
Myasthenia gravis	1	Phase 2	DNA
Peanut allergy	1	Preclinical	Blood
Psoriasis	7	Phase 1, 1b, 2, 4	Blood, tissue
Rheumatoid arthritis	4	Research, phase 1b, 2, 2b	Blood
Sjogren's syndrome	5	Phase 1, 2a	Blood, DNA, PBMC
Ulcerative colitis	2	Phase 2	Blood, tissue
Oncology Therapeutic Category	No. of Studies	Study Phase	Sample Types
Antibody-based therapies	6	Phase 1, 3	Blood, PBMC, cells, FFPE
Combination therapies	1	Phase 1	Blood
Engineered T-cell products	4	Research/pilot studies	PBMC, DNA, cells
GvHD after stem cell transplantation	5	Phase 3, research	Blood, PBMC, cells, tissue
Peptide inhibitors/fusion proteins	2	Pilot/phase 1, phase 1/2	Blood
Research/pilot studies in oncology	11	Research/pilot studies	Blood, FFPE
Signaling pathways/kinase inhibitors	12	Phase 1/2, 2	Blood

Download your
digital copy



For more information about Epiontis ID,
please visit [Epiontis.com](https://www.epiontis.com).

© 2022 Precision Medicine Group, LLC. All Rights Reserved.
Rev. 07

PRECISION
for medicine