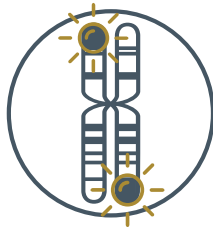


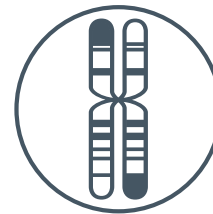
Fluorescence In Situ Hybridization (FISH) & In Situ Hybridization (ISH) Services

Fluorescent in situ hybridization (FISH) and the related in situ hybridization (ISH) technologies provide complementary information to other genomic services such as NGS, NanoString, or ddPCR. FISH/ISH adds spatial context that can be used to identify aberrant DNA and/or RNA molecules that are difficult to detect by other methods. Precision develops state-of-the-art FISH and ISH assays to detect abnormalities in a range of tissues, including hematological and solid organ tumors.



FISH

- Detect cellular genetic aberrations: multiploidy, translocations, amplifications, or deletions
- Custom FISH probe design services
- Commercially available FISH assays
- Proprietary disease-specific FISH panels



ISH

- ACD's RNAscope ISH assays and technology
- Sensitive gene expression imaging at the single-cell level
- Single-plex, multi-plex, and dual ISH-ICH
- Commercially available or custom RNA ISH targets

Sample Types

FISH

- Circulating tumor cells (CTCs)
- Circulating endothelial cells (CECs)
- FFPE
- Frozen tissue and bone

ISH

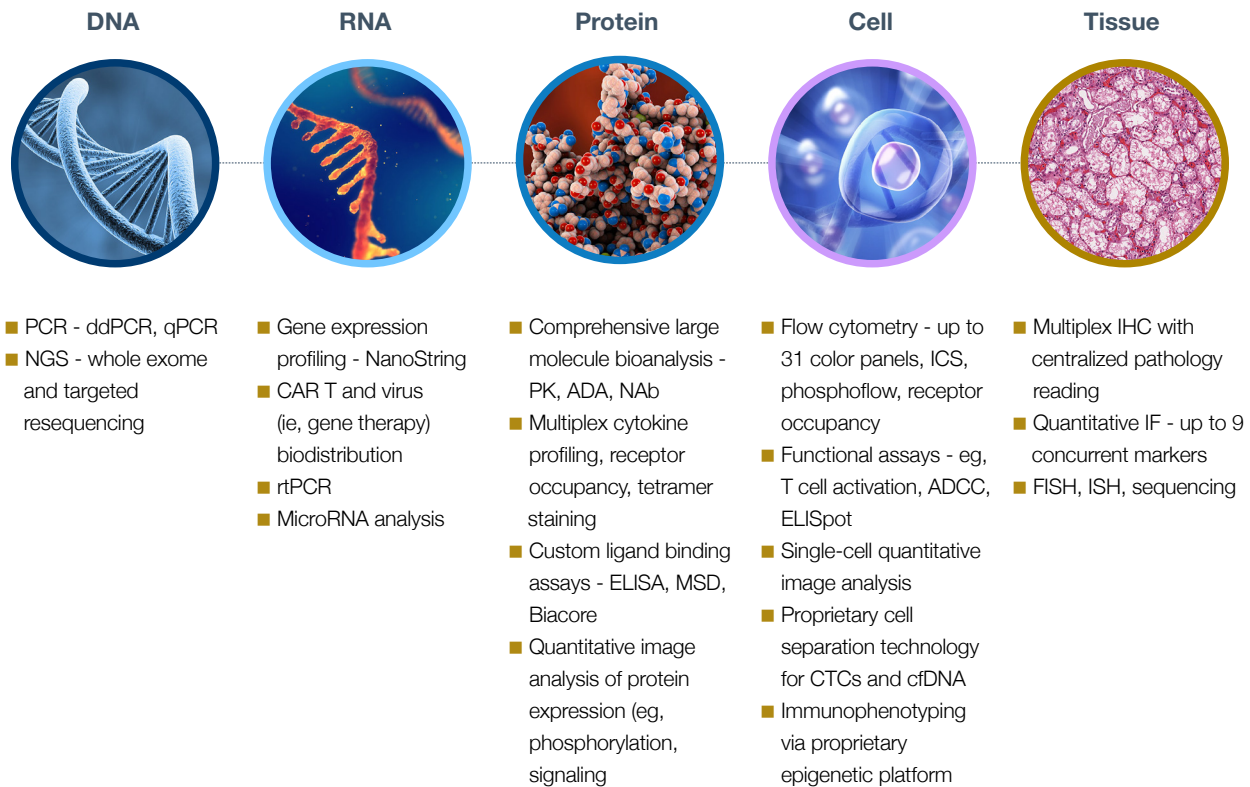
- Circulating tumor cells (CTCs)
- Fresh biopsy tissue
- Frozen biopsy tissue
- FFPE slide/tissue block

Solving the most complex challenges in biomarker-driven and precision therapeutic development

Precision for Medicine is the first clinical research services organization engineered to support life sciences companies in the use of biomarkers essential to targeting patient treatments more precisely and effectively. Combining deep scientific expertise, clinical trial excellence, and advanced approaches for data science, Precision accelerates therapeutic development from the late preclinical phase through commercialization.

- 7 specialty labs throughout North America and Europe
- Sample processing labs on 5 continents
- Central lab services, including custom kitting, logistics, processing, and storage
- Assays available under GxP, CLIA, CLSI, CAP, ISO 9001/13485

Comprehensive suite of technologies, capabilities, and proprietary approaches to interrogate any sample type



For more information about Precision for Medicine visit precisionformedicine.com

© 2022 Precision Medicine Group, LLC. All Rights Reserved.
Rev. 01

PRECISION
for medicine